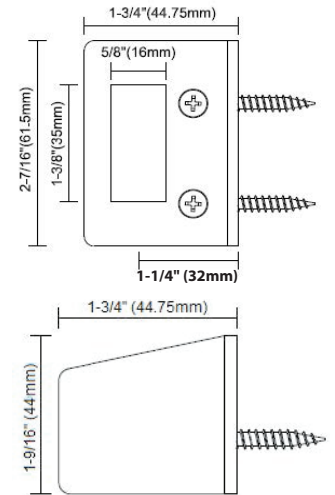



WS-90

Wall Strike for Sliding & Barn Doors



Features


- Designed as an effective, aesthetic solution to enable sliding and barn doors to surface latch
- Directly mounted to the wall, the WS-90 provides a surface-mounted strike
- Designed for use with any of the INOX PD9000, PD8000, or PD5000 series of sliding door locks
- Unique installation design ensures maximum strength and security via an interlocking mounting. With door in locked position there are no visible screws, preventing tampering with strike or lock bolt
- 3mm shim included to accommodate tracks with greater spacing from wall to center line of strike

Application

- Hospitality
- Multifamily & Mixed-Use
- Commercial & Industrial Buildings
- Office Buildings

Material

- Stainless Steel
- Interlocking Bracket (illustrated right) for added strength and security




Finishes

Standard:




32D
Satin
Stainless Steel



19G
Graphite
Black


CeraMax™ Ceramic Coating:




C19G
Ceramic
Graphite Black



C19
Ceramic
Flat Black



CDB
Ceramic Dark
Bronze



CGY
Ceramic Stormy
Grey

Image	Description	Item No.	Finish		
			32D	19G	CGY, CDB, C19G, C19
	Surface-mounted Strike for Sliding Doors	WS-90	\$118	\$128	\$186
	Additional 3mm Shim	WS-90SM3MM	\$15	\$15	