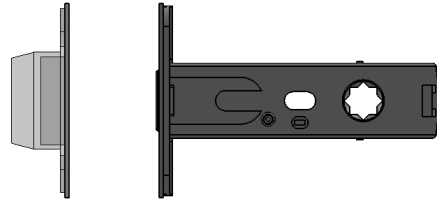
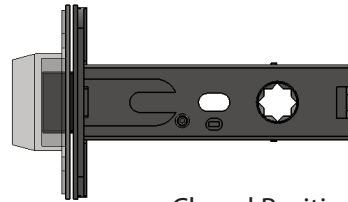


# TL7 Magnetic Tubular Latch

For Swing Doors



Open Position (Unlatched)



Closed Position (Latched)

## Application

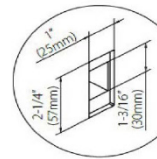
Interior residential doors  
 Can be used with any INOX Tubular lockset passage, privacy or half passage function

In open position, latch completely retracted inside the door, improving path of access

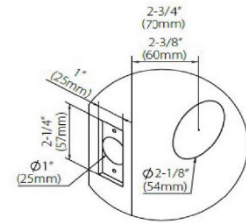
## Features

- Magnetic latching is quick and quiet
- Both latch bolt and strike design incorporate neodymium magnets, the strongest in commercial use
- Magnetic latching eliminates the need for lip strikes and lip cut-outs on door frame
- 28-degree retraction supports ergonomic ease of use
- Applicable with all INOX decorative levers, knob, and escutcheon designs with no special modification

## Standard Door Instructions



Strike Prep



Latch Prep

## Specifications

<b>Edge Bore</b>	1" Edge Bore Latch face 2-1/4" x 1" square
<b>Door Thickness</b>	1-3/8" (35mm) to 1-3/4" (44mm)
<b>Backset</b>	2-3/8" (60mm) or 2-3/4" (70mm)
<b>Handing</b>	Handing needed for Half Passage

## Finish

Stock:

- 32 Bright Stainless Steel
- 32D Satin Stainless Steel
- 19G Graphite Black

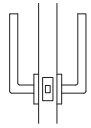
Special Order:

- Ceramic Coating
  - C19G Ceramic Graphite Black
  - C19 Ceramic Flat Black
  - CGY Ceramic Stormy Grey
  - CDB Ceramic Dark Bronze

## Material

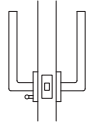
Stainless Steel Face and Strike

## Functions



### Passage

- Both levers are always unlocked



### Privacy

- Push the privacy pin from inside to lock door
- Unlock by turning inside lever or using emergency release pinhole located on outside rose or plate cover



### Half Passage

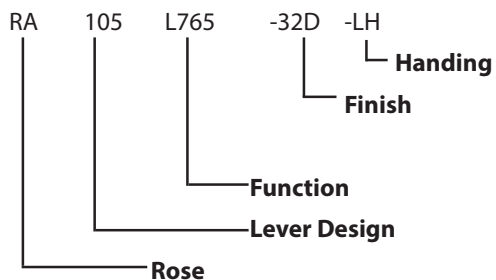
- Outside lever always unlocked; inside, dummy rose only
- Door cannot be opened from inside

Part Number	Description
<b>L761</b>	Passage, 2-3/8"
<b>L771</b>	Passage, 2-3/4"
<b>L762</b>	Privacy, 2-3/8"
<b>L772</b>	Privacy, 2-3/4"
<b>L765</b>	Half Passage, 2-3/8"
<b>L775</b>	Half Passage, 2-3/4"

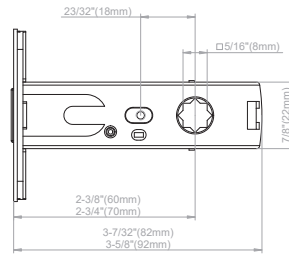
## How to Order

Specify the rose, lever design, function, finish and handing using the product identification below:

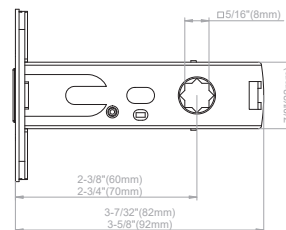
### Standard Product Identification



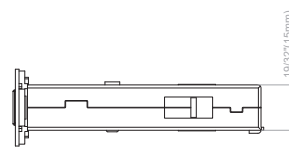
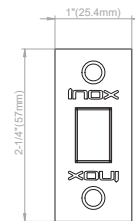
## Dimensions




Privacy



Passage



## Escutcheons



## Lever Designs



101 Cologne  
(32, 32D)



103 Oslo  
(32, 32D)



104 Brussels  
(32, 32D)



105 Frankfurt  
(32, 32D, 19G)



106 Copenhagen  
(32, 32D)



107 Stockholm  
(32, 32D)



108 Vienna  
(SP)



210 Air-stream  
(32, 32D)



211 Breeze  
(32, 32D)



213 Cabernet  
(32, 32D)



214 Champagne  
(32, 32D)



217 Horizon  
(32, 32D)



221 Aurora  
(32, 32D, 19G)



223 Phoenix  
(32, 32D)



225 Waterfall  
(32, 32D)



226 Summer  
(32, 32D)



227 Stratus  
(32, 32D)



243 Sunrise  
(32, 32D, 19G)



251 Sequoia  
(32, 32D)



311 Crest  
(32, 32D)



318 Café  
(32, 32D, 19G)



344 Ecco  
(32, 32D)



345 Tokyo  
(32, 32D, 19G)



351 Toronto  
(32, 32D)



379 Arctic  
(32, 32D)



380 Polaris  
(32, 32D)

### Lever Designs with "Return To Door" (RTD)\*

\*Compliant with fire code



102 Munich  
(32, 32D)



109 Stuttgart  
(32, 32D)



244 Twilight  
(32, 32D)



346 Osaka  
(32, 32D)