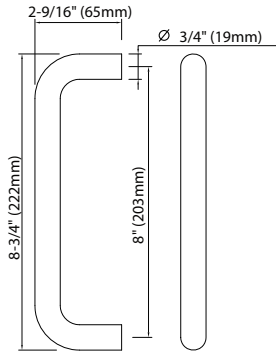


ADA Compliant Stainless Steel Surface Pulls

PHIX31108



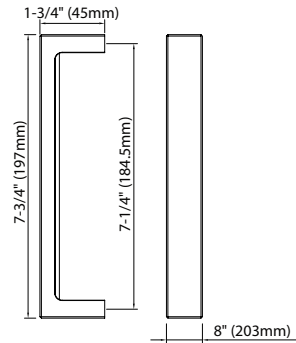
- US32 (629) Bright Stainless Steel
- US32D (630) Satin Stainless Steel



All Pulls are also available in Ceramic Coating:

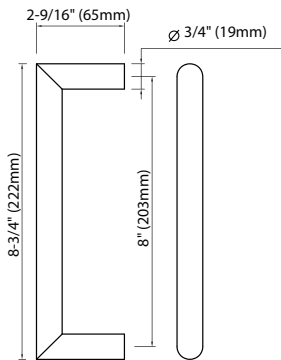

- C19G Ceramic Graphite Black
- C19 Ceramic Flat Black
- CGY Ceramic Stormy Grey
- CDB Ceramic Dark Bronze

PHIX45714



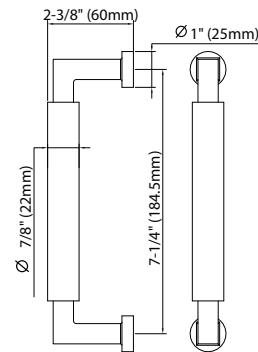
- US32 (629) Bright Stainless Steel
- US32D (630) Satin Stainless Steel
- US10B (613) Oil Rubbed Bronze

PHIX30108



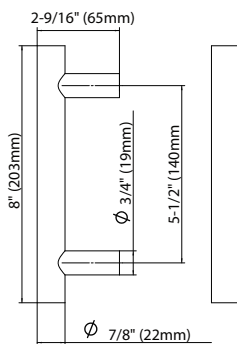

- US32 (629) Bright Stainless Steel
- US32D (630) Satin Stainless Steel

PHIX41714



- US32 (629) Bright Stainless Steel
- US32D (630) Satin Stainless Steel
- SP (Split 32/32D)

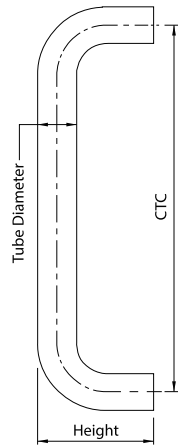
PHIX330.512.8



- US32 (629) Bright Stainless Steel
- US32D (630) Satin Stainless Steel

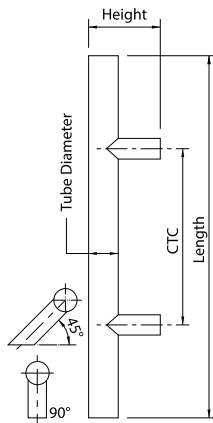
Other Surface Pulls

U-Shape Pull



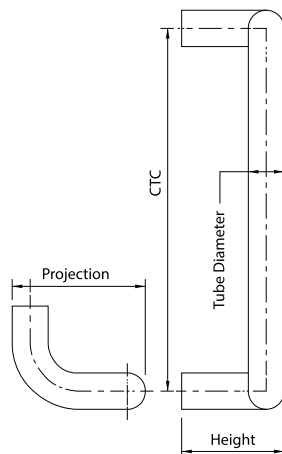
CTC	Overall	Projection	Item Number
<i>Tube Diameter: Dia. 3/4"</i>			
6"	6-3/4"	2-3/4"	PHIX31106
8"	8-3/4"	2-3/4"	PHIX31108
10"	10-3/4"	2-3/4"	PHIX31110
12"	12-3/4"	2-3/4"	PHIX31112
<i>Tube Diameter: Dia. 1"</i>			
10"	11"	3"	PHIX31210
12"	13"	3"	PHIX31212
<i>Tube Diameter: Dia. 1-1/4"</i>			
12"	13-1/4"	3-1/4"	PHIX31312
18"	19-1/4"	3-1/4"	PHIX31318

T-Shape Pull



CTC	Overall	Projection	Degree	Item Number
<i>Tube Diameter: Dia. 7/8"</i>				
5-1/2"	8"	2.5"	45°	PHIX330.51.8
<i>Tube Diameter: Dia. 1-1/4"</i>				
10"	18"	3"	90°	PHIX33310
12"	20"	3"	90°	PHIX33312
18"	26"	3"	90°	PHIX33318
48"	56"	3"	90°	PHIX33348
60"	68"	3"	90°	PHIX33360
72"	80"	3"	90°	PHIX33372
10"	18"	3"	45°	PHIX34310
12"	20"	3"	45°	PHIX34312
18"	26"	3"	45°	PHIX34318

D-Shape Pull



CTC	Overall	Projection	Offset	Item Number
<i>Tube Diameter: Dia. 1"</i>				
10"	11"	3-1/4"	4-1/2"	PHIX32210*
12"	13"	3-1/4"	4-1/2"	PHIX32212
<i>Tube Diameter: Dia. 1-1/4"</i>				
12"	13-1/4"	3-1/2"	4-3/4"	PHIX32312
18"	19-1/4"	3-1/2"	4-3/4"	PHIX32318

*Note: PHIX32210 is only available in 32D (630) Satin Stainless Steel finish

Finishes: US32D (630) Satin Stainless Steel
 US32 (629) Bright Stainless Steel
 CeraMax™ Ceramic Coating available

Surface Pull Fixings

- * Bolt-thru = 1 Single pull + 1 Bolt-thru fixing pack (Function Code: BT)
- * Back-to-back = 2 Single pulls + 1 Back-to-back fixing pack (Function Code: BTB)
- * On rosette = 1 Single pull + 1 On-Roses fixing pack (Function Code: OR) * Only available for U shape pull Dia. 3/4"

