

## BP/MU Multipoint Trim



BP Plate



MU Plate

### Application

For swing door Multipoint locking system.

### Material

Stainless Steel Levers and Escutcheons

### Finish



- Satin Stainless Steel  
US32D/630
- Bright Polished Stainless Steel  
US32/629
- Two-tone Stainless Steel  
SP (Satin on Lever Grip; Polished on  
Lever Neck and Roses)
- Oil Rubbed Bronze on Stainless Steel  
10B/613

INOX Multipoint Trim is also available with Ceramic Coating. Inquire about pricing and lead time.

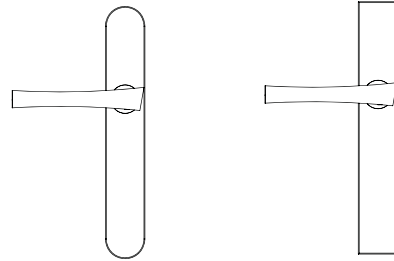
Graphite Black (C19G)      Stormy Grey (CGY)  
Flat Black (C19)              Dark Bronze (CDB)

### Specifications

- Door Thickness: 1-3/4" with lockcase in the center of the door. Thick Door Kits available on request.
- Cylinder to Lever Center Distance: 3-5/8" (92mm)
- Spindle: 8x8mm Square.
- Faceplate and strike plate with square corners. Radius corners available on request.
- Schlage C Keyway 5-pin Cylinder, 2 keys included. Keying service available.
- Weather seal gasket for outside trim.

### Escutcheon Plates

- BP Plates Size:  
10-1/2" x 1-5/8" x 7/16" (268 x 42 x 11mm)
- MU Plates Size:  
10-1/2" x 1-5/8" x 7/16" (268 x 42 x 11mm)



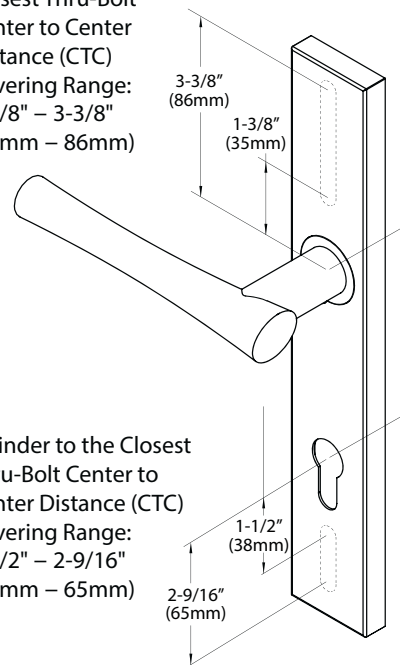
BP Plate

MU Plate

### Door Configurations

INOX® Multipoint Trim is designed to be a universal trim that fits the majority of multipoint locking systems for swing doors in the marketplace. INOX® Multipoint Trim has adjustable thru-bolt distance covering almost every door prep configuration as long as the Lever to Cylinder has a 3-5/8" (92mm) center distance.

Lever to the  
Closest Thru-Bolt  
Center to Center  
Distance (CTC)  
Covering Range:  
1-3/8" – 3-3/8"  
(35mm – 86mm)



Lever to Cylinder  
Center to Center  
Distance (CTC):  
3-5/8" (92mm)

Cylinder to the Closest  
Thru-Bolt Center to  
Center Distance (CTC)  
Covering Range:  
1-1/2" – 2-9/16"  
(38mm – 65mm)

BP/MU Multipoint Trim

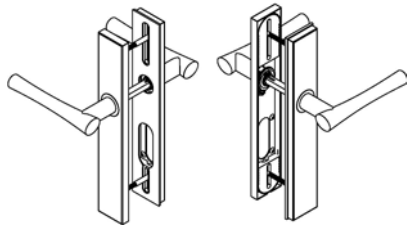
**Features:**

- Bi-direction spring provides lever support.
- Multiple fixing distance for thru-bolts on the same plate to fit majority of manufacturer's door prep with concealed fixing.
- Schlage C Keyway for both American or Euro Profile Cylinder.

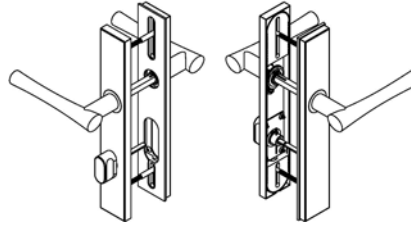


BP Plate with 101 Cologne Lever

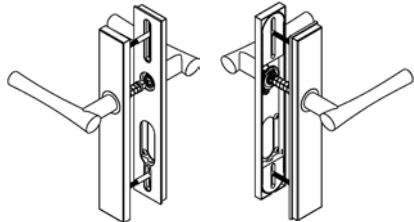
**Functions:**



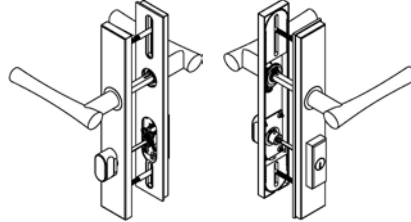
**MA10:**  
 Passage Function  
 Both outside and  
 inside levers are  
 active. No deadlock.



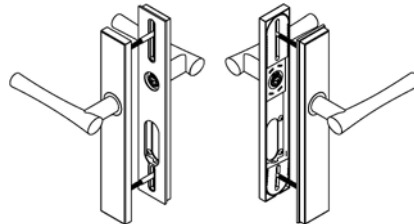
**MA15:**  
 Patio Function for Locks  
 using Tailpiece Hub  
 Both outside and inside  
 levers are active. Inside  
 thumb-turn locks deadbolt  
 using tailpiece.



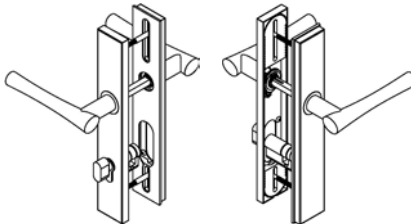
**MA20:**  
 Half Passage,  
 Half Dummy.  
 Outside lever is  
 inactive.  
 Inside lever is active.



**MA55:**  
 Entry Function for Locks  
 using American Cylinder.  
 Both outside and inside  
 levers are active. Key from  
 outside and thumb-turn on  
 inside locks the deadbolt,  
 using American cylinder  
 with tailpiece.



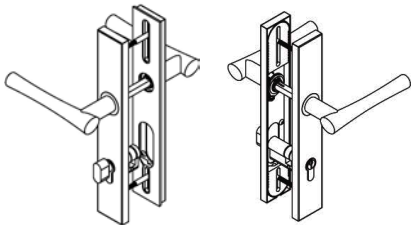
**MADP:**  
 Full Dummy  
 Both outside and  
 inside levers are  
 inactive.



**MA25:**  
 Patio Function for Locks  
 using Euro-profile Cylinder  
 Both outside and inside  
 levers are active. Inside  
 thumb-turn locks deadbolt  
 using Euro cylinders with  
 cam.



MU Plate with 105 Frankfurt Lever



**MA35:**  
 Entry Function for Locks  
 using Euro-profile Cylinder  
 Both outside and inside  
 levers are active. Key from  
 outside and thumb-turn on  
 inside locks the deadbolt,  
 using Euro cylinders with  
 cam.